

POTTER COUNTY TREASURER

2019 SECOND QUARTER INVESTMENT REPORT



Commissioners' Court
April 22, 2019
Potter County Treasurer
Leann Jennings

County of Potter

STATE OF TEXAS

TREASURER'S OFFICE
900 S. POLK, SUITE 701
AMARILLO, TEXAS 79101-3412



PHONE: (806) 349-4834
FAX: (806) 349-4845
leannjennings@co.potter.tx.us

LEANN JENNINGS
COUNTY TREASURER

APRIL, 2019

The Honorable Commissioners' Court
Potter County
Amarillo, Texas 79101

The Public Funds Investment Act requires that not less than quarterly under Section 2256.023, that the investment officer will prepare and submit to the Commissioners' Court a written report of investment transactions for all funds for the preceding reporting period within a reasonable time after the end of the period. This section also requires that the report reflect the following:

- A) The investment position of Potter County on the date of the report.
- B) A summary statement of each pooled fund group that states the:
 - a. Beginning market value for the reporting period;
 - b. Additions and changes to the market value during the period;
 - c. Ending market value for the period; and
 - d. Fully accrued interest for the period.
- C) State the book value and market value of each separately invested asset at the beginning and end of the reporting by the type of asset and fund type invested.
- D) State the maturity date of each separately invested asset that has a maturity date.
- E) State the account or fund or pooled group fund in the county for which each individual investment was acquired.
- F) And, state the compliance of the investment portfolio of the county as it relates to:
 - a. The investment strategy expressed in the county's investment policy;
 - b. Relevant provisions of this chapter.

This report will reflect the investment position of Potter County from January 1, 2019 through March 31, 2019.

The investment strategy for all funds for the second quarter of our 2019 fiscal year was that of the investment pool in TexPool, TexPool Prime, Texas Class and Amarillo National Bank.

NOTE:

TexPool and Texas Class investments do not have a stated maturity, funds are available daily. Please see the monthly reports enclosed for ownership and changes in book and market value and their monthly information.

Respectfully,



Leann Jennings
Potter County Treasurer/Investment Officer

Potter County 2019 Investment Committee:



Commissioner H.R. Kelly, Precinct 1



Kerry Hood, County Auditor

Tad Fowler, Assistant County Attorney

POTTER COUNTY DEPOSITORY ACCOUNTS - INTEREST PAID

SECOND QUARTER 2019	JANUARY		FEBRUARY		MARCH	
	ENDING BALANCE	INTEREST EARNED	ENDING BALANCE	INTEREST EARNED	ENDING BALANCE	INTEREST EARNED
ACCOUNT:						
1) JUVENILE FUND	30,808.92	65.15	30,887.16	59.47	31,461.73	67.33
2) JUVENILE PROBATION STATE FUND	264,036.46	558.34	309,225.02	595.37	197,324.02	422.29
3) JUVENILE IV-E FUND	319,570.17	675.78	302,089.60	581.63	311,869.43	667.44
4) JUVENILE PROBATION	705,383.07	1,491.64	1,219,395.86	2,347.76	940,640.10	2,013.09
*5) DISBURSEMENT ACCOUNT	401,567.80	849.18	727,765.92	1,401.20	610,651.10	1,306.87
6) INSURANCE ACCOUNT	713,859.69	1,509.56	884,729.81	1,703.41	811,812.64	1,737.39
*7) CO. ATTY HOT CHECK FUND	63,552.54	134.39	59,064.74	113.72	59,929.32	128.26
*8) DIST. ATTY HOT CHECK FUND	120,348.03	254.49	120,157.67	231.35	119,902.32	256.61
9) DIST. ATTY FORFEITURE RELEASE	291,728.50	616.90	262,063.18	504.56	259,730.84	555.86
10) GENERAL OPERATING FUND	12,701,886.37	28,276.47	21,765,564.11	44,243.50	20,337,399.99	45,474.10
11) CO. CLK RECORDS MGMT&PRESERVATION	382,616.84	809.10	382,742.66	736.91	378,366.71	809.75
12) ELECTION FUND	164,405.38	347.66	164,753.15	317.21	165,091.02	353.32
13) VOTER REGISTRATION FUND	18,451.42	39.02	18,490.46	35.60	18,528.37	39.65
14) INTEREST & SINKING ACCOUNT	2,330,178.58	4,927.51	2,107,424.65	4,057.52	2,791,064.17	5,973.25
15) DETENTION CTR. COMMISSARY ACCOUNT	573,242.77	1,212.21	583,705.47	1,123.84	587,446.14	1,257.22
*16) TAX OFC STATE & COUNTY TAXES	3,900,675.69	8,248.49	1,264,472.34	2,434.55	271,486.75	581.02
*17) TAX OFC CREDIT CARD ACCOUNT	827,309.68	1,749.47	1,367,633.13	2,633.17	799,283.23	1,710.58
*18) TAX OFC HIGHWAY FUNDS	521,964.79	1,103.75	600,142.36	1,155.48	779,248.94	1,667.70
*19) TAX OFC VEH. INVENTORY TAX ESCROW	658,142.43	1,391.74	46,498.17	89.53	117,605.70	251.69
20) LOCAL LAW ENFORCEMENT BLOCK GRANT		0.00		0.00		
21) TAX OFFICE IRP ACCOUNT	6,375.05	13.48	5,064.20	9.75	17,652.35	37.78
22) CAD#1	1,824,078.23	3,857.29	2,194,155.56	4,224.51	2,158,865.37	4,620.26
23) CSCD JUDICIAL FUND	602,816.52	1,274.75	424,322.71	816.97	700,471.14	1,499.11
24) CSCD ACCOUNT	87,709.73	185.48	87,897.44	169.23	100,220.48	214.49
25) CAPITAL PROJECTS 2003	322,693.73	682.38	1,592,934.53	3,066.95	1,780,584.60	3,810.69
26) SO FEDERAL FORFEITURE	282,924.40	598.29	280,856.55	540.75	274,933.40	588.40
27) DISTRICT CLERK RMPF	222,240.83	469.96	223,940.78	431.16	228,918.05	489.92
28) TAX OFFICE ESCROW	24,226.65	51.23	40,187.98	77.38	72,590.69	155.35
29) DA SEIZURE FUND	118,285.11	250.13	111,615.18	214.90	114,181.44	244.37
30) CA FEDERAL FORFEITURE FUND	266,511.83	563.58	258,254.48	497.23	254,836.61	545.39
31) TAX PAYER ACH	32,177.33	68.04	140.00	0.27	90.30	0.19
32) SHERIFF ADMINISTRATION	1,328,781.26	2,809.91	1,278,862.21	2,462.25	1,256,703.72	2,689.52
33) RETAINAGE FUND	2,014.85	4.26		0.00		0.00
34) POTTER COUNTY HOST COURT	16,736.38	35.39	19,086.96	36.75	21,943.66	46.96
TOTAL	30,110,564.65	65,089.63	38,715,037.08	76,877.13	36,570,834.33	80,215.85

* interest fees transferred into Depository Funds at the end of each month

OCT. INT. RATE: 2.26% General Acct.: 2.35%

NOV. INT. RATE: 2.40% General Acct.: 2.44%

DEC. INT. RATE: 2.49% General Acct.: 2.52%

DEPOSITORY INTEREST ACCOUNT DESCRIPTIONS

- 1) **Juvenile Fund** - \$5.00 Court Fee, run through Agency
- 2) **Juvenile Probation State Fund** - State grant money received monthly
- 3) **Juvenile IV-E Fund** - Federal grant money, reimbursements of claims submitted
- 4) **Juvenile Probation** - County funding (county contribution), quarterly
- 5) **Disbursement Account** - Wash account for all checks paid through the county, at the end of the month this should equal zero. Interest is transferred to the General Fund
- 6) **Insurance Account** - insurance payroll deductions, Potter-Randall Appraisal District, claim reimbursements
- 7) **County Attorney Hot Check Fund** - Agency Fund accounts for collection fees on "insufficient funds" checks in a capacity of agent for the County Attorney. Interest is transferred to the General Fund
- 8) **District Attorney Hot Check Fund** - Agency Fund accounts for collection fees on "insufficient funds" checks in a capacity of agent for the District Attorney. Interest is transferred to the General Fund
- 9) **District Attorney Forfeiture Release** - Agency Fund accounts for the holding of seized funds from District Court cases prior to the case being closed and the funds released
- 10) **General Operating Fund** - Account for the revenues and expenditures necessary to carry out basic governmental activities. Revenues are recorded by source, i.e., taxes, licenses, fines, fees, etc. Expenditures are recorded first by function and then by department, expenditures are made primarily for current day-to-day operating expenses and operating equipment
- 11) **County Clerk Records Management & Preservation** - accounts for revenues derived from the records management and preservation fees collected by the County Clerk on all recorded documents. The revenues are to be used for specific records preservation and automation projects by and for the County Clerk's Office
- 12) **Election Fund** - accounts for revenues from local political parties. The revenues are to be used to pay only those expenses related to elections
- 13) **Voter Registration Fund** - accounts for the allocation from the State of Texas. The revenues are to be used to pay only those expenses related to voter registration
- 14) **Interest & Sinking Account** - accounts for the accumulation of resources for and the payment of general long-term debt principal and interest
- 15) **Detention Ctr. Commissary Account** - accounts for proceeds from sale of commissary items at detention center
- 16) **Tax Ofc State & County Taxes** - Collection of taxes, court costs, misc. fees, beer & wine, liquor, tax certificates, trustee sale, excess proceeds, escrow taxes, attorney fees. Payment is disbursed to entities either daily or monthly. Interest is transferred to the General Fund
- 17) **Tax Ofc Credit Card Account** - Highway Department and Tax side of credit card collections. Holding account for Tax acct # 772968 and Highway acct # 772976. Collect: Tax and 3% surcharge. Disburse funds to each account after verification with bank statement. Interest is transferred to General Account
- 18) **Tax Ofc Highway Funds** - (New account opened 6/04) Collection of motor vehicles fees, i.e., registration, title fees, sales tax, county Road & Bridge fees, state Road & Bridge fees, Road & Bridge retainage, etc., collected for the state. Interest is transferred to General Account

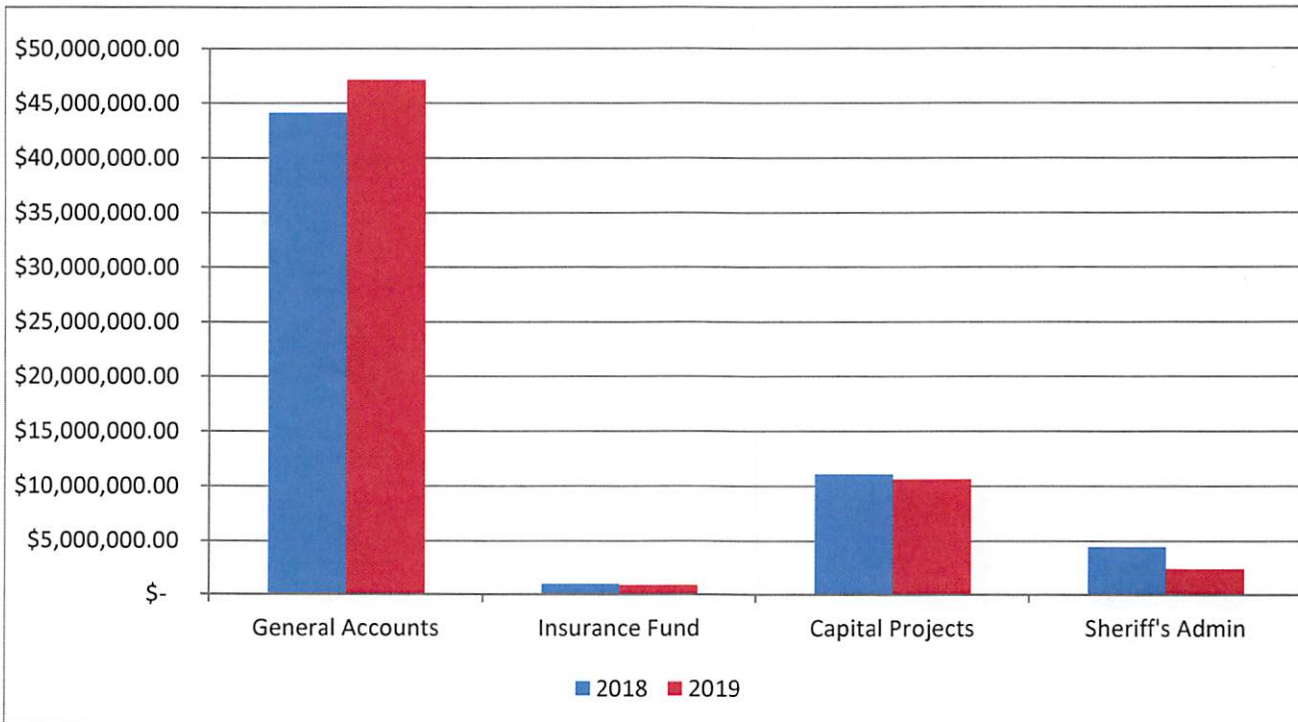
- 19) **Tax Ofc Veh Inventory Tax Escrow** - State fees collected through dealerships for Inventory Tax, monies collected is deposited to TexPool monthly. Interest remains in account and transferred to TexPool annually
- 20) **Local Law Enforcement Block Grant** - accounts for the grant monies received from the Bureau of Justice Assistance. These monies are to be used to underwrite projects to reduce crime and improve public safety
- 21) **Tax Ofc IRP Account** holding account for monies collected from the Texas Department of Transportation from other state registration offices for proportioned tax on semi-tractors to be disbursed as payments are received from State Comptroller's office
- 22) **CAD#1** - accounts for sales tax revenues and interest earned for the County Assistance District #1. A 2% sales tax rate was approved by voters on 11-7-17. Funds can be used as authorized by Chapter 387 of the Local Government Code.
- 23) **CSCD Judicial Fund** - accounts for monies received from probation fees and state funding. CSCD disbursement account. Interest remains in this account
- 24) **CSCD Account** - wash account for all court costs, fines and restitutions. Interest from account is transferred to the Judicial Account
- 25) **Capital Projects 2003 Fund** - accounts for the proceeds from certificates of obligation issued for constructing, renovating and improving county owned buildings, the purchase of land and right-of-way for authorized needs and purposes, and professional services relating to such projects
- 26) **SO Federal Forfeiture Fund** - accounts for Federal assets seized with a percentage given to the county, governed by the Department of Treasury
- 27) **District Clerk Records Management & Preservation Fund** - accounts for revenues derived from the records management and preservation fees collected by the District Clerk on all recorded documents
- 28) **Tax Office Property Tax Escrow** - prepayment of future taxes
- 29) **District Attorney Seizure Funds** - accounts for the holding of seized funds from cases prior to the case being closed and funds released
- 30) **CA Federal Forfeiture Fund** - seized funds that have been released to the County Attorney through a judgement in Court. Proceeds are to be used solely for the official purposes of that office after a budget for the expenditure of the proceeds has been submitted to the commissioners' court
- 31) **Potter County Tax Payer ACH Fund** - tax payers' wire transfer payments
- 32) **Sheriff's Office Administration** - accounts for county funds and the proceeds from certificates of obligation issued during construction and professional services relating to such project
- 33) **Retainage Fund** - Monies held until job completed
- 34) **Host Court** - temporary account for the collection of donations to provide the Host Night meal and entertainment for the 90th Annual West Texas County Judges and Commissioners Association Conference to be held in Amarillo beginning April 23, 2019.



Potter County
 TexPool Investment Accounts
 for Second Quarter 2019



INVESTMENT COMPARISON OF MARCH 31, 2018 TO MARCH 31, 2019			
Texas Local Government Investment Pool TexPool		Balance as of March 31, 2018	Balance as of March 31, 2019
TexPool, TexPool Prime, Texas Class, Amarillo National Bank	General Accounts	\$ 44,114,862.14	\$ 47,136,919.06
TexPool, ANB, Texas Class	Insurance Fund	\$ 960,009.53	\$ 900,544.19
Texas Class, ANB, TexPool	Capital Projects	\$ 11,100,881.31	\$ 10,668,724.58
Texas Class, ANB	Sheriff's Admin	\$ 4,458,764.20	\$ 2,389,800.15



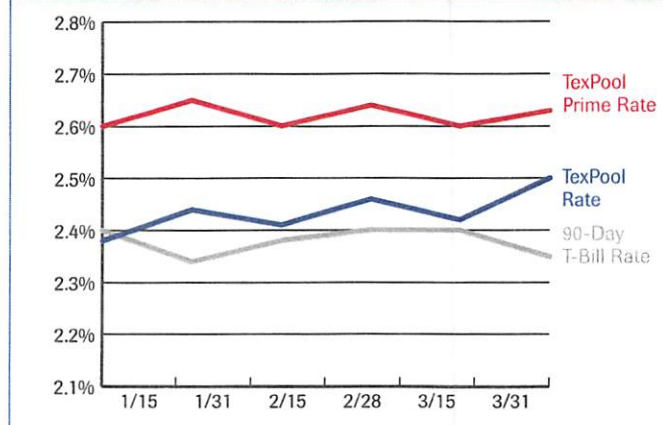


Monthly Newsletter: April 2019

Performance as of March 31, 2019

	TexPool	TexPool Prime
Current Invested Balance	\$22,993,704,344.14	\$7,125,800,295.43
Weighted Average Maturity**	27	39
Weighted Average Life**	89	66
Net Asset Value	0.99996	1.00000
Total Number of Participants	2547	376
Management Fee on Invested Balance	0.0473%	0.0638%
Interest Distributed	\$48,207,172.35	\$15,867,525.12
Management Fee Collected	\$875,383.80	\$358,655.17
Standard & Poor's Current Rating	AAAm	AAAm
Month Averages		
Average Invested Balance	\$23,505,157,775.42	\$7,212,305,711.32
Average Monthly Rate*	2.42%	2.59%
Average Weighted Average Maturity**	26	32
Average Weighted Average Life**	82	58

TexPool & TexPool Prime vs. 90-Day Treasury Bill



Second Quarter 2019
Potter County

TexPool Investment Accounts

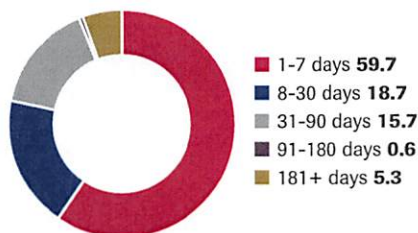
TEXPOOL SUMMARY		JANUARY THROUGH MARCH 31, 2019						Portfolio Value			
Texas Local Government Investment Pool	Month	Beginning Balance	Total Deposits	Total Withdrawals	Month To Date Interest	Year To Date Interest	Ending Balance	Market Value Jan thru March, 2019	Share Price Jan 1 thru March 31, 2019	Shares Owned Jan 1 thru March 31, 2019	Market Value Jan thru March 31, 2019
	Month										
General Account	JAN	\$ 410,959.85	\$ -	\$ -	\$ 833.93	\$ 833.93	\$ 411,793.78	\$ 410,959.85	\$ 1.00	411,793.780	\$ 411,793.78
	FEB	\$ 411,793.78	\$ -	\$ -	\$ 757.29	\$ 1,591.22	\$ 412,551.07	\$ 411,793.78	\$ 1.00	412,551.070	\$ 412,551.07
	MAR	\$ 412,551.07	\$ -	\$ -	\$ 846.68	\$ 2,437.90	\$ 413,397.75	\$ 412,551.07	\$ 1.00	413,397.750	\$ 413,397.75
Capital Projects 2003	JAN	\$ 3,676,995.48	\$ -	\$ -	\$ 7,461.41	\$ 7,461.41	\$ 3,684,456.89	\$ 3,676,995.48	\$ 1.00	3,684,456.890	\$ 3,684,456.89
	FEB	\$ 3,684,456.89	\$ -	\$ -	\$ 6,775.55	\$ 14,236.96	\$ 3,684,698.87	\$ 3,684,456.89	\$ 1.00	3,691,232.440	\$ 3,691,232.44
	MAR	\$ 3,691,232.44	\$ -	\$ -	\$ 7,575.40	\$ 21,812.36	\$ 3,698,807.84	\$ 3,691,232.44	\$ 1.00	3,698,807.840	\$ 3,698,807.84
Insurance Fund	JAN	\$ 31,705.57	\$ -	\$ -	\$ 64.31	\$ 64.31	\$ 31,707.64	\$ 31,705.57	\$ 1.00	31,769.880	\$ 31,769.88
	FEB	\$ 31,769.88	\$ -	\$ -	\$ 58.45	\$ 122.76	\$ 31,828.33	\$ 31,769.88	\$ 1.00	31,828.330	\$ 31,828.33
	MAR	\$ 31,828.33	\$ -	\$ -	\$ 65.30	\$ 188.06	\$ 31,893.63	\$ 31,828.33	\$ 1.00	31,893.630	\$ 31,893.63

8



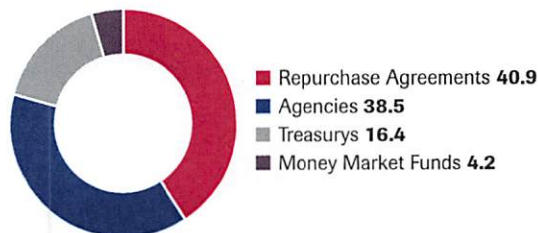
Portfolio by Maturity (%)

As of March 31, 2019



Portfolio by Type of Investment (%)

As of March 31, 2019



Portfolio Asset Summary as of March 31, 2019

	Book Value	Market Value
Uninvested Balance	1,257,039.04	1,257,039.04
Receivable for Investments Sold	0.00	0.00
Accrual of Interest Income	33,380,936.21	33,380,936.21
Interest and Management Fees Payable	-48,207,971.14	-48,207,971.14
Payable for Investments Purchased	0.00	0.00
Accrued Expenses & Taxes	-83,457.21	-83,457.21
Repurchase Agreements	9,408,575,000.00	9,408,575,000.00
Mutual Fund Investments	955,074,000.00	955,074,000.00
Government Securities	8,865,257,094.08	8,864,510,060.19
U.S. Treasury Inflation Protected Securities	1,258,484,423.68	1,258,180,469.98
US Treasury Bills	1,236,841,126.22	1,236,866,366.67
US Treasury Notes	1,283,126,153.26	1,283,314,312.10
Total	\$22,993,704,344.14	\$22,992,866,755.84

Market value of collateral supporting the Repurchase Agreements is at least 102% of the Book Value. The portfolio is managed by Federated Investment Counseling and the assets are safe kept in a separate custodial account at State Street Bank in the name of TexPool. The only source of payment to the Participants is the assets of TexPool. There is no secondary source of payment for the pool such as insurance or State guarantee. Should you require a copy of the portfolio, please contact TexPool Participant Services.

Participant Summary

	Number of Participants	Balance
School District	595	\$8,014,896,442.97
Higher Education	59	\$1,048,005,894.99
Healthcare	84	\$1,065,454,838.24
Utility District	807	\$2,947,257,944.64
City	470	\$5,139,282,305.65
County	186	\$2,552,916,708.33
Other	346	\$2,225,828,163.14

**Definition of Weighted Average Maturity and Weighted Average Life

WAM is the mean average of the periods of time remaining until the securities held in TexPool (a) are scheduled to be repaid, (b) would be repaid upon a demand by TexPool, or (c) are scheduled to have their interest rate readjusted to reflect current market rates. Securities with adjustable rates payable upon demand are treated as maturing on the earlier of the two dates set forth in (b) and (c) if their scheduled maturity is 397 days or less; and the later of the two dates set forth in (b) and (c) if their scheduled maturity is more than 397 days. The mean is weighted based on the percentage of the amortized cost of the portfolio invested in each period.

WAL is calculated in the same manner as WAM, but is based solely on the periods of time remaining until the securities held in TexPool (a) are scheduled to be repaid or (b) would be repaid upon a demand by TexPool, without reference to when interest rates of securities within TexPool are scheduled to be readjusted.



Daily Summary

Date	Money Mkt. Fund Equiv. (SEC Std.)	Dividend Factor	TexPool Invested Balance	NAV	WAM Days	WAL Days
1/1	2.5304%	0.000069327	\$19,425,767,971.81	0.99994	21	78
1/2	2.5141%	0.000068880	\$19,876,116,135.24	0.99993	20	75
1/3	2.4881%	0.000068168	\$20,025,001,196.65	0.99994	21	74
1/4	2.3622%	0.000064718	\$20,132,175,291.69	0.99993	24	77
1/5	2.3622%	0.000064718	\$20,132,175,291.69	0.99993	24	77
1/6	2.3622%	0.000064718	\$20,132,175,291.69	0.99993	24	77
1/7	2.3113%	0.000063324	\$20,376,214,874.00	0.99993	22	72
1/8	2.3715%	0.000064973	\$20,350,667,991.80	0.99993	23	75
1/9	2.3880%	0.000065425	\$20,395,380,539.12	0.99993	23	75
1/10	2.3821%	0.000065264	\$20,472,593,046.90	0.99993	24	74
1/11	2.3708%	0.000064953	\$20,867,853,346.33	0.99993	24	73
1/12	2.3708%	0.000064953	\$20,867,853,346.33	0.99993	24	73
1/13	2.3708%	0.000064953	\$20,867,853,346.33	0.99993	24	73
1/14	2.3711%	0.000064962	\$20,892,742,857.16	0.99994	22	70
1/15	2.3799%	0.000065202	\$21,106,984,438.50	0.99994	22	70
1/16	2.3790%	0.000065179	\$21,300,966,432.16	0.99994	23	69
1/17	2.3744%	0.000065051	\$21,424,961,788.29	0.99995	22	68
1/18	2.3748%	0.000065063	\$21,539,950,825.69	0.99995	23	69
1/19	2.3748%	0.000065063	\$21,539,950,825.69	0.99995	23	69
1/20	2.3748%	0.000065063	\$21,539,950,825.69	0.99995	23	69
1/21	2.3748%	0.000065063	\$21,539,950,825.69	0.99995	23	69
1/22	2.3764%	0.000065108	\$21,760,008,650.22	0.99995	21	67
1/23	2.3857%	0.000065362	\$21,848,339,680.92	0.99995	22	68
1/24	2.3885%	0.000065438	\$22,022,577,536.74	0.99995	21	67
1/25	2.3858%	0.000065365	\$22,215,093,321.52	0.99995	21	67
1/26	2.3858%	0.000065365	\$22,215,093,321.52	0.99995	21	67
1/27	2.3858%	0.000065365	\$22,215,093,321.52	0.99995	21	67
1/28	2.3790%	0.000065178	\$22,502,456,914.95	0.99995	22	66
1/29	2.3711%	0.000064961	\$22,792,183,392.95	0.99995	23	66
1/30	2.3839%	0.000065312	\$23,005,090,085.59	0.99995	22	69
1/31	2.4356%	0.000066730	\$23,255,465,311.54	0.99995	23	70
Average:	2.3892%	0.000065458	\$21,246,409,291.16	.99994	22	71



Daily Summary

Date	Money Mkt. Fund Equiv. (SEC Std.)	Dividend Factor	TexPool Invested Balance	NAV	WAM Days	WAL Days
2/1	2.4082%	0.000065977	\$23,948,747,757.79	0.99996	24	70
2/2	2.4082%	0.000065977	\$23,948,747,757.79	0.99996	24	70
2/3	2.4082%	0.000065977	\$23,948,747,757.79	0.99996	24	70
2/4	2.3759%	0.000065094	\$23,740,916,332.48	0.99996	24	70
2/5	2.3849%	0.000065339	\$23,976,902,773.37	0.99996	27	72
2/6	2.3796%	0.000065195	\$24,135,161,623.70	0.99996	26	71
2/7	2.3801%	0.000065208	\$24,476,824,963.97	0.99996	26	69
2/8	2.3805%	0.000065220	\$24,770,779,096.70	0.99997	26	69
2/9	2.3805%	0.000065220	\$24,770,779,096.70	0.99997	26	69
2/10	2.3805%	0.000065220	\$24,770,779,096.70	0.99997	26	69
2/11	2.3939%	0.000065587	\$24,834,743,226.34	0.99996	27	72
2/12	2.3918%	0.000065529	\$24,751,418,356.52	0.99996	27	72
2/13	2.3904%	0.000065490	\$24,621,261,826.82	0.99996	28	72
2/14	2.3923%	0.000065542	\$24,172,991,401.27	0.99996	27	74
2/15	2.4076%	0.000065963	\$24,058,369,907.69	0.99996	28	76
2/16	2.4076%	0.000065963	\$24,058,369,907.69	0.99996	28	76
2/17	2.4076%	0.000065963	\$24,058,369,907.69	0.99996	28	76
2/18	2.4076%	0.000065963	\$24,058,369,907.69	0.99996	28	76
2/19	2.4053%	0.000065899	\$24,074,105,949.97	0.99997	25	73
2/20	2.3966%	0.000065659	\$24,105,886,178.38	0.99996	25	77
2/21	2.3955%	0.000065630	\$23,968,259,569.82	0.99996	25	77
2/22	2.3976%	0.000065689	\$23,801,470,945.64	0.99996	25	78
2/23	2.3976%	0.000065689	\$23,801,470,945.64	0.99996	25	78
2/24	2.3976%	0.000065689	\$23,801,470,945.64	0.99996	25	78
2/25	2.3938%	0.000065584	\$23,765,715,006.98	0.99996	23	76
2/26	2.3949%	0.000065614	\$24,097,702,404.21	0.99996	23	75
2/27	2.3972%	0.000065677	\$24,037,663,051.53	0.99996	23	76
2/28	2.4597%	0.000067390	\$23,860,989,392.51	0.99995	24	76
Average:	2.3972%	0.000065677	\$24,157,750,538.89	.99996	26	74



Daily Summary						
Date	Money Mkt. Fund Equiv. (SEC Std.)	Dividend Factor	TexPool Invested Balance	NAV	WAM Days	WAL Days
3/1	2.4010%	0.000065781	\$23,857,223,831.36	0.99995	25	78
3/2	2.4010%	0.000065781	\$23,857,223,831.36	0.99995	25	78
3/3	2.4010%	0.000065781	\$23,857,223,831.36	0.99995	25	78
3/4	2.3696%	0.000064921	\$23,739,522,760.70	0.99995	25	76
3/5	2.3883%	0.000065434	\$23,712,191,646.89	0.99995	25	80
3/6	2.3870%	0.000065396	\$23,766,894,712.01	0.99995	25	81
3/7	2.3942%	0.000065594	\$23,704,511,143.06	0.99995	25	81
3/8	2.3925%	0.000065548	\$23,738,879,747.65	0.99995	25	82
3/9	2.3925%	0.000065548	\$23,738,879,747.65	0.99995	25	82
3/10	2.3925%	0.000065548	\$23,738,879,747.65	0.99995	25	82
3/11	2.3954%	0.000065627	\$23,757,748,359.91	0.99995	23	79
3/12	2.3929%	0.000065558	\$23,735,343,610.72	0.99995	25	80
3/13	2.4029%	0.000065833	\$23,705,098,703.62	0.99995	26	81
3/14	2.4057%	0.000065909	\$23,644,800,903.19	0.99995	26	81
3/15	2.4206%	0.000066317	\$23,625,293,871.52	0.99995	26	82
3/16	2.4206%	0.000066317	\$23,625,293,871.52	0.99995	26	82
3/17	2.4206%	0.000066317	\$23,625,293,871.52	0.99995	26	82
3/18	2.4098%	0.000066023	\$23,667,905,877.41	0.99995	25	81
3/19	2.4111%	0.000066057	\$23,547,855,082.07	0.99995	26	81
3/20	2.4349%	0.000066710	\$23,470,162,501.18	0.99995	27	82
3/21	2.4312%	0.000066607	\$23,405,177,085.04	0.99994	27	83
3/22	2.4124%	0.000066094	\$23,284,355,104.70	0.99994	28	83
3/23	2.4124%	0.000066094	\$23,284,355,104.70	0.99994	28	83
3/24	2.4124%	0.000066094	\$23,284,355,104.70	0.99994	28	83
3/25	2.4005%	0.000065767	\$23,286,201,160.99	0.99994	27	82
3/26	2.4189%	0.000066272	\$23,174,978,749.75	0.99994	27	82
3/27	2.4301%	0.000066577	\$23,008,633,953.89	0.99996	27	88
3/28	2.4483%	0.000067076	\$22,834,494,089.48	0.99996	27	88
3/29	2.5026%	0.000068565	\$22,993,704,344.14	0.99996	27	89
3/30	2.5026%	0.000068565	\$22,993,704,344.14	0.99996	27	89
3/31	2.5026%	0.000068565	\$22,993,704,344.14	0.99996	27	89
Average:	2.4164%	0.000066202	\$23,505,157,775.42	.99995	26	82



Second Quarter 2019
Potter County

TexPool Prime Investment Accounts

TEXPOOL PRIME SUMMARY		JAN 1 THROUGH MARCH 31, 2019						Portfolio Value			
Texas Local Government Investment Pool	Month	Beginning Balance	Total Deposits	Total With-drawals	Month To Date Interest	Year To Date Interest	Ending Balance	Market Value Jan thru Mar 31, 2019	Share Price Jan 1 thru Mar 31, 2019	Shares Owned Jan 1 thru Mar 31, 2019	Market Value Jan 1 thru Mar 31, 2019
General Account	JAN	\$ 22,355,014.91	\$ -	\$ -	\$ 49,491.21	\$ 49,491.21	\$ 22,204,506.12	\$ 22,355,014.91	\$ 1.00	22,404,506.120	\$ 22,404,506.12
	FEB	\$ 22,404,506.12	\$ -	\$ -	\$ 44,552.84	\$ 94,044.05	\$ 22,449,058.96	\$ 22,404,506.12	\$ 1.00	22,449,058.960	\$ 22,449,058.96
	MAR	\$ 22,449,058.96	\$ -	\$ -	\$ 49,394.67	\$ 143,438.72	\$ 22,498,453.63	\$ 22,449,058.96	\$ 1.00	22,498,453.630	\$ 22,498,453.63

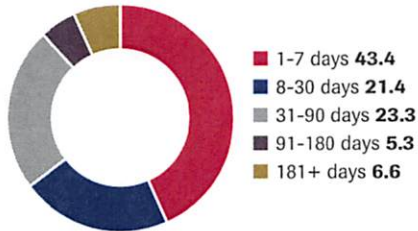
13



TEXPOOL PRIME

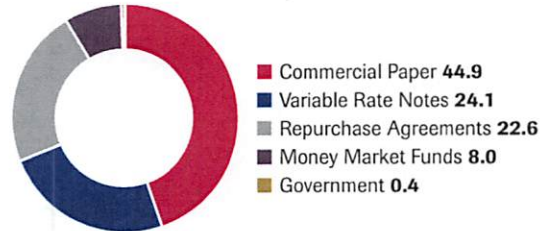
Portfolio by Maturity (%)

As of March 31, 2019



Portfolio by Type of Investment (%)

As of March 31, 2019



Portfolio Asset Summary as of March 31, 2019

	Book Value	Market Value
Uninvested Balance	-\$962.10	-\$962.10
Receivable for Investments Sold	0.00	0.00
Accrual of Interest Income	4,902,428.34	4,902,428.34
Interest and Management Fees Payable	-15,867,538.33	-15,867,538.33
Payable for Investments Purchased	0.00	0.00
Accrued Expenses & Taxes	-34,244.34	-34,244.34
Repurchase Agreements	1,611,425,000.00	1,611,425,000.00
Commercial Paper	3,205,821,430.16	3,205,238,350.00
Bank Instruments	0.00	0.00
Mutual Fund Investments	572,127,347.50	572,052,003.75
Government Securities	24,986,638.86	24,986,791.75
Variable Rate Notes	1,722,440,195.34	1,723,089,430.00
Total	\$7,125,800,295.43	\$7,125,791,259.07

Market value of collateral supporting the Repurchase Agreements is at least 102% of the Book Value. The portfolio is managed by Federated Investment Counseling and the assets are safe kept in a separate custodial account at State Street Bank in the name of TexPool Prime. The assets of TexPool Prime are the only source of payments to the Participants. There is no secondary source of payment for the pool such as insurance or State guarantee. Should you require a copy of the portfolio, please contact TexPool Participant Services

Participant Summary

	Number of Participants	Balance
School District	121	\$3,066,933,364.07
Higher Education	18	\$759,164,642.44
Healthcare	16	\$427,995,354.76
Utility District	35	\$350,290,883.93
City	76	\$950,055,406.90
County	39	\$646,501,645.13
Other	71	\$924,819,690.40



TEXPOOL *PRIME*

Daily Summary

Date	Money Mkt. Fund Equiv. (SEC Std.)	Dividend Factor	TexPool <i>Prime</i> Invested Balance	NAV	WAM Days	WAL Days
1/1	2.7297%	0.000074787	\$5,502,626,706.06	0.99990	28	53
1/2	2.7291%	0.000074769	\$5,565,593,833.53	0.99991	28	52
1/3	2.6554%	0.000072751	\$5,603,355,860.56	0.99991	28	52
1/4	2.5858%	0.000070843	\$5,642,333,671.55	0.99987	30	58
1/5	2.5858%	0.000070843	\$5,642,333,671.55	0.99987	30	58
1/6	2.5858%	0.000070843	\$5,642,333,671.55	0.99987	30	58
1/7	2.5443%	0.000069706	\$5,987,075,633.00	0.99993	27	54
1/8	2.5815%	0.000070725	\$6,060,478,822.97	0.99993	29	54
1/9	2.5952%	0.000071101	\$6,134,342,912.60	0.99994	30	62
1/10	2.5939%	0.000071066	\$6,120,086,997.37	0.99994	30	62
1/11	2.6137%	0.000071608	\$6,235,153,687.58	0.99989	31	63
1/12	2.6137%	0.000071608	\$6,235,153,687.58	0.99989	31	63
1/13	2.6137%	0.000071608	\$6,235,153,687.58	0.99989	31	63
1/14	2.5919%	0.000071011	\$6,343,696,268.81	0.99996	29	61
1/15	2.6033%	0.000071323	\$6,360,983,953.73	0.99997	29	62
1/16	2.5963%	0.000071131	\$6,407,984,251.08	1.00000	29	62
1/17	2.5936%	0.000071057	\$6,508,446,785.58	1.00000	29	62
1/18	2.5958%	0.000071118	\$6,542,123,723.08	0.99992	30	62
1/19	2.5958%	0.000071118	\$6,542,123,723.08	0.99992	30	62
1/20	2.5958%	0.000071118	\$6,542,123,723.08	0.99992	30	62
1/21	2.5958%	0.000071118	\$6,542,123,723.08	0.99992	30	62
1/22	2.5961%	0.000071125	\$6,663,926,971.00	1.00004	27	58
1/23	2.5956%	0.000071112	\$6,732,618,040.45	1.00004	26	57
1/24	2.6014%	0.000071272	\$6,816,735,379.94	1.00003	27	57
1/25	2.6012%	0.000071266	\$6,817,197,453.75	0.99998	27	57
1/26	2.6012%	0.000071266	\$6,817,197,453.75	0.99998	27	57
1/27	2.6012%	0.000071266	\$6,817,197,453.75	0.99998	27	57
1/28	2.5888%	0.000070926	\$6,911,625,206.46	1.00005	24	54
1/29	2.5880%	0.000070903	\$6,986,220,831.67	1.00005	25	54
1/30	2.5910%	0.000070986	\$6,800,346,555.97	1.00007	25	55
1/31	2.6463%	0.000072502	\$6,892,185,841.10	1.00009	24	53
Average:	2.6067%	0.000071415	\$6,343,576,780.09	.99996	28	58



TEXPOOL *PRIME*

Daily Summary

Date	Money Mkt. Fund Equiv. (SEC Std.)	Dividend Factor	TexPool Prime Invested Balance	NAV	WAM Days	WAL Days
2/1	2.6127%	0.000071582	\$6,948,943,429.70	1.00003	26	55
2/2	2.6127%	0.000071582	\$6,948,943,429.70	1.00003	26	55
2/3	2.6127%	0.000071582	\$6,948,943,429.70	1.00003	26	55
2/4	2.5834%	0.000070777	\$7,194,111,338.07	1.00009	25	54
2/5	2.5958%	0.000071118	\$7,322,271,199.81	1.00009	25	55
2/6	2.5693%	0.000070391	\$7,500,229,732.79	1.00009	25	54
2/7	2.5688%	0.000070379	\$7,615,228,038.83	1.00010	24	53
2/8	2.5711%	0.000070441	\$7,750,945,018.15	1.00003	26	54
2/9	2.5711%	0.000070441	\$7,750,945,018.15	1.00003	26	54
2/10	2.5711%	0.000070441	\$7,750,945,018.15	1.00003	26	54
2/11	2.5832%	0.000070772	\$7,730,892,323.49	1.00009	25	51
2/12	2.5793%	0.000070667	\$7,769,893,646.39	1.00009	25	52
2/13	2.5756%	0.000070565	\$7,760,914,872.39	1.00009	25	51
2/14	2.5857%	0.000070841	\$7,566,828,964.97	1.00011	25	52
2/15	2.5977%	0.000071169	\$7,412,901,861.12	1.00001	26	54
2/16	2.5977%	0.000071169	\$7,412,901,861.12	1.00001	26	54
2/17	2.5977%	0.000071169	\$7,412,901,861.12	1.00001	26	54
2/18	2.5977%	0.000071169	\$7,412,901,861.12	1.00001	26	54
2/19	2.5964%	0.000071133	\$7,244,786,303.37	1.00012	24	52
2/20	2.5904%	0.000070969	\$7,170,088,791.87	1.00012	24	51
2/21	2.5879%	0.000070900	\$7,127,387,335.27	1.00013	24	51
2/22	2.5905%	0.000070972	\$7,085,013,641.78	1.00006	24	52
2/23	2.5905%	0.000070972	\$7,085,013,641.78	1.00006	24	52
2/24	2.5905%	0.000070972	\$7,085,013,641.78	1.00006	24	52
2/25	2.5872%	0.000070882	\$7,152,474,287.01	1.00013	22	49
2/26	2.5842%	0.000070800	\$7,217,601,334.71	1.00013	21	48
2/27	2.6407%	0.000072348	\$7,122,013,053.55	1.00013	23	50
2/28	2.6412%	0.000072362	\$7,143,234,247.23	1.00013	22	49
Average:	2.5922%	0.000071020	\$7,344,438,185.11	1.00007	25	52



TEXPOOL PRIME

Daily Summary

Date	Money Mkt. Fund Equiv. (SEC Std.)	Dividend Factor	TexPool Prime Invested Balance	NAV	WAM Days	WAL Days
3/1	2.5853%	0.000070830	\$7,146,016,835.20	1.00006	24	49
3/2	2.5853%	0.000070830	\$7,146,016,835.20	1.00006	24	49
3/3	2.5853%	0.000070830	\$7,146,016,835.20	1.00006	24	49
3/4	2.5674%	0.000070341	\$7,159,809,633.08	1.00012	25	50
3/5	2.5831%	0.000070769	\$7,165,214,437.04	1.00012	27	52
3/6	2.5837%	0.000070786	\$7,163,420,897.81	1.00013	27	50
3/7	2.5838%	0.000070789	\$7,231,305,659.86	1.00012	28	51
3/8	2.5754%	0.000070559	\$7,314,647,362.48	1.00005	29	51
3/9	2.5754%	0.000070559	\$7,314,647,362.48	1.00005	29	51
3/10	2.5754%	0.000070559	\$7,314,647,362.48	1.00005	29	51
3/11	2.5807%	0.000070705	\$7,328,799,904.30	1.00011	31	52
3/12	2.5770%	0.000070602	\$7,334,216,082.11	1.00011	30	52
3/13	2.5886%	0.000070921	\$7,262,383,655.46	1.00010	30	57
3/14	2.5922%	0.000071018	\$7,271,311,770.73	1.00010	31	59
3/15	2.6025%	0.000071300	\$7,285,949,058.84	1.00003	32	61
3/16	2.6025%	0.000071300	\$7,285,949,058.84	1.00003	32	61
3/17	2.6025%	0.000071300	\$7,285,949,058.84	1.00003	32	61
3/18	2.5866%	0.000070867	\$7,296,519,479.28	1.00010	31	59
3/19	2.5850%	0.000070822	\$7,313,357,422.65	1.00010	35	62
3/20	2.6039%	0.000071340	\$7,249,153,289.67	1.00010	36	63
3/21	2.5981%	0.000071180	\$7,156,362,623.61	1.00010	35	63
3/22	2.5893%	0.000070941	\$7,111,495,647.51	1.00003	37	64
3/23	2.5893%	0.000070941	\$7,111,495,647.51	1.00003	37	64
3/24	2.5893%	0.000070941	\$7,111,495,647.51	1.00003	37	64
3/25	2.5771%	0.000070606	\$7,176,342,095.24	1.00009	35	62
3/26	2.5788%	0.000070652	\$7,182,510,757.17	1.00007	37	64
3/27	2.5801%	0.000070689	\$7,186,841,079.17	1.00006	38	64
3/28	2.5904%	0.000070971	\$7,152,200,665.50	1.00006	38	65
3/29	2.6323%	0.000072117	\$7,125,800,295.43	1.00000	39	66
3/30	2.6323%	0.000072117	\$7,125,800,295.43	1.00000	39	66
3/31	2.6323%	0.000072117	\$7,125,800,295.43	1.00000	39	66
Average:	2.5907%	0.000070977	\$7,212,305,711.32	1.00007	32	58



Second Quarter 2019
Potter County

Texas Class Investment Accounts

TEXAS CLASS SUMMARY		JANUARY THROUGH MARCH 31, 2019							
Texas Local Government Investment Pool	Month	Beginning Balance	Total Deposits	Total With-drawals	Month To Date Interest	Year To Date Interest	Average Daily Balance	Month End Balance	Average Monthly Yield
	General Account	JAN	\$ 1,793,458.91	\$ -		\$ 4,001.04	\$ 4,001.04	\$ 1,795,576.55	\$ 1,797,459.95
FEB		\$ 1,797,459.95	\$ 5,000,000.00	\$ -	\$ 13,747.68	\$ 17,748.72	\$ 6,804,840.75	\$ 6,811,207.63	2.63%
MAR		\$ 6,811,207.63		\$ -	\$ 15,122.00	\$ 32,870.72	\$ 6,819,262.61	\$ 6,826,329.63	2.61%
Insurance Fund	JAN	\$ 874.62	\$ -	\$ -	\$ 1.90	\$ 1.90	\$ 875.63	\$ 876.52	2.62%
	FEB	\$ 876.52	\$ -	\$ -	\$ 1.72	\$ 3.62	\$ 877.45	\$ 878.24	2.63%
	MAR	\$ 878.24	\$ -	\$ -	\$ 1.91	\$ 5.53	\$ 879.26	\$ 880.15	2.61%
Sheriff's Admin	JAN	\$ 1,123,914.04	\$ -	\$ -	\$ 2,507.35	\$ 2,507.35	\$ 1,125,241.10	\$ 1,126,421.39	2.62%
	FEB	\$ 1,126,421.39	\$ -	\$ -	\$ 2,278.13	\$ 4,785.48	\$ 1,127,644.46	\$ 1,128,699.52	2.63%
	MAR	\$ 1,128,699.52	\$ -	\$ -	\$ 2,505.89	\$ 7,291.37	\$ 1,130,034.32	\$ 1,131,205.41	2.61%
Capital Projects	JAN	\$ 5,146,697.79	\$ -	\$ -	\$ 11,481.81	\$ 11,481.81	\$ 5,152,774.78	\$ 5,158,179.60	2.62%
	FEB	\$ 5,158,179.60	\$ -	\$ -	\$ 10,432.28	\$ 21,914.09	\$ 5,163,780.45	\$ 5,168,611.88	2.63%
	MAR	\$ 5,168,611.88	\$ -	\$ -	\$ 11,475.15	\$ 33,389.24	\$ 5,174,724.30	\$ 5,180,087.03	2.61%

18



Daily Rates

January 2019

TXCLASS

Date	Dividend Rate	Daily Yield
01-Jan-19	0.000070003	2.56%
02-Jan-19	0.000070825	2.59%
03-Jan-19	0.000070825	2.59%
04-Jan-19	0.000070880	2.59%
05-Jan-19	0.000070880	2.59%
06-Jan-19	0.000070880	2.59%
07-Jan-19	0.000071373	2.61%
08-Jan-19	0.000071454	2.61%
09-Jan-19	0.000071668	2.62%
10-Jan-19	0.000071921	2.63%
11-Jan-19	0.000071921	2.63%
12-Jan-19	0.000071921	2.63%
13-Jan-19	0.000071921	2.63%
14-Jan-19	0.000071951	2.63%
15-Jan-19	0.000072195	2.64%
16-Jan-19	0.000072195	2.64%
17-Jan-19	0.000072342	2.64%
18-Jan-19	0.000072314	2.64%
19-Jan-19	0.000072314	2.64%
20-Jan-19	0.000072314	2.64%
21-Jan-19	0.000072314	2.64%
22-Jan-19	0.000072468	2.65%
23-Jan-19	0.000072468	2.65%
24-Jan-19	0.000072468	2.65%
25-Jan-19	0.000072469	2.65%
26-Jan-19	0.000072469	2.65%
27-Jan-19	0.000072469	2.65%
28-Jan-19	0.000072468	2.65%
29-Jan-19	0.000072468	2.65%
30-Jan-19	0.000072241	2.64%
31-Jan-19	0.000072195	2.64%



Daily Rates

February 2019

TXCLASS

Date	Dividend Rate	Daily Yield
01-Feb-19	0.000072217	2.64%
02-Feb-19	0.000072217	2.64%
03-Feb-19	0.000072217	2.64%
04-Feb-19	0.000072195	2.64%
05-Feb-19	0.000072195	2.64%
06-Feb-19	0.000072195	2.64%
07-Feb-19	0.000072013	2.63%
08-Feb-19	0.000072096	2.63%
09-Feb-19	0.000072096	2.63%
10-Feb-19	0.000072096	2.63%
11-Feb-19	0.000072071	2.63%
12-Feb-19	0.000072243	2.64%
13-Feb-19	0.000072277	2.64%
14-Feb-19	0.000072254	2.64%
15-Feb-19	0.000072226	2.64%
16-Feb-19	0.000072226	2.64%
17-Feb-19	0.000072226	2.64%
18-Feb-19	0.000072226	2.64%
19-Feb-19	0.000072195	2.64%
20-Feb-19	0.000072025	2.63%
21-Feb-19	0.000071941	2.63%
22-Feb-19	0.000072195	2.64%
23-Feb-19	0.000072195	2.64%
24-Feb-19	0.000072195	2.64%
25-Feb-19	0.000072195	2.64%
26-Feb-19	0.000072195	2.64%
27-Feb-19	0.000071969	2.63%
28-Feb-19	0.000072195	2.64%



Daily Rates

March 2019

TXCLASS

Date	Dividend Rate	Daily Yield
01-Mar-19	0.000071921	2.63%
02-Mar-19	0.000071921	2.63%
03-Mar-19	0.000071921	2.63%
04-Mar-19	0.000071957	2.63%
05-Mar-19	0.000071941	2.63%
06-Mar-19	0.000071921	2.63%
07-Mar-19	0.000071921	2.63%
08-Mar-19	0.000071921	2.63%
09-Mar-19	0.000071921	2.63%
10-Mar-19	0.000071921	2.63%
11-Mar-19	0.000071647	2.62%
12-Mar-19	0.000071647	2.62%
13-Mar-19	0.000071647	2.62%
14-Mar-19	0.000071647	2.62%
15-Mar-19	0.000071453	2.61%
16-Mar-19	0.000071453	2.61%
17-Mar-19	0.000071453	2.61%
18-Mar-19	0.000071537	2.61%
19-Mar-19	0.000071391	2.61%
20-Mar-19	0.000070825	2.59%
21-Mar-19	0.000071373	2.61%
22-Mar-19	0.000071258	2.60%
23-Mar-19	0.000071258	2.60%
24-Mar-19	0.000071258	2.60%
25-Mar-19	0.000071213	2.60%
26-Mar-19	0.000071230	2.60%
27-Mar-19	0.000071227	2.60%
28-Mar-19	0.000071203	2.60%
29-Mar-19	0.000071292	2.60%
30-Mar-19	0.000071292	2.60%
31-Mar-19	0.000071292	2.60%